

Skill Area(s):
 Nonverbal Language
 Feelings/Emotions
 Perspective Taking

Acceptable and Unacceptable

(Adapted from Utah Lesson Plans http://my.uen.org/myuen/MyUen?service=process_public&teacher_id=5104)

Level: intermediate, advanced

Topic: The kind of friend we are is mirrored by the kind of friends we have.

Goal: Students will improve their communication skills and friendship qualities.

Materials needed: No-Name Story handout, No-Name Story Sheet, markers or pencil

Activity:

- Give each student a copy of the No Name Story
- No-Name Story handout--- As you read the case study to the students, have them underline the mannerisms and/or behaviors they think are unacceptable or inappropriate. They should circle the mannerisms and/or behaviors they think are acceptable or appropriate.
- No-Name Story Sheet--- As you read the case study to the students, have them write the mannerisms and/or behaviors they think are unacceptable or inappropriate in the square boxes on their papers. (Have them leave the circles blank until the Acceptable vs. Unacceptable activity.)
- When you have finished reading, let the students begin sharing what they have written as you record the mannerisms and/or behaviors on the board. Continue the list as long as duplication doesn't occur. Allow the students to add to their papers as the discussion continues. **IT IS VITAL THAT YOU KEEP THE DISCUSSION FOCUSED ON BEHAVIORS—DO NOT ALLOW NAMES TO BE USED.**
- Let the students begin sharing what behaviors would be more appropriate or acceptable as you record the mannerisms and/or behaviors on the board. Continue the list as long as duplication doesn't occur. These can be written on the circles found on the No-Name Story Sheet.

Follow up suggestions:

- Have your students role-play the story.
- Have other students say "Pause/Freeze" when a behavior is inappropriate or unacceptable. You can then have the students say "Rewind" and the role-play continues with an appropriate behavior until the action is "paused" again!
- Rewrite the story using appropriate/acceptable behaviors- act this out.
- Use this activity with ANY book or story

Directions: Put a line under behaviors that are not acceptable
Circle the behaviors that are acceptable.






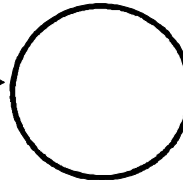





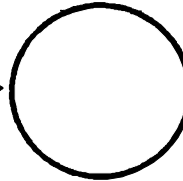
























NO-NAME STORY

NO-NAME lives next door and likes to come over to our house. Yesterday he/she came over with muddy feet and yelled, “Anybody home?” as he/she walked into our house. He/she went straight for the refrigerator, opened the door, took out a cold pop and opened it. Then NO-NAME went into the living room where my little brother was watching television, fell on the couch, and put his/her muddy feet on the coffee table. He/she watched television for a few minutes, but when my little brother wanted to change the channel, he/she told my brother to get lost. He/she talked about himself/herself mostly but gossiped about the neighbors across the street. After he/she finished drinking his/her pop, he/she left the empty can on the couch and wandered through the house to see who was home and what they were doing. As NO-NAME left, he/she slammed the door and woke up the baby.

Name _____ Date _____

No-Name Story Sheet

 Unacceptable **SOCIAL SKILLS**  Acceptable Option

| | | | | | |
|---|---|---|--|---|---|
|  |  |  |  |  |  |
|  |  |  |  |  |  |
|  |  |  |  |  |  |
|  |  |  |  |  |  |
|  |  |  |  |  |  |
|  |  |  |  |  |  |