


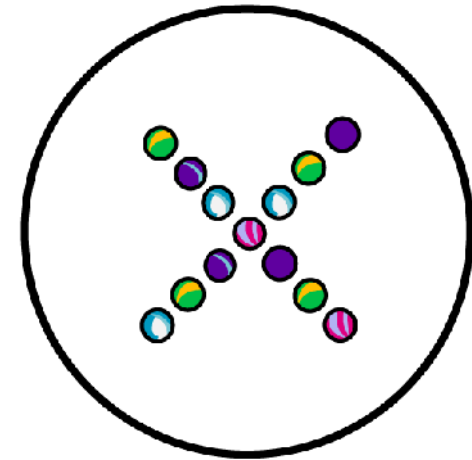
First draw 2-3 foot circle

www.meesterc.wordpress.com- from www.n2y.com



Next you need 13 marbles.
These are called "ducks."

www.meesterc.wordpress.com- from www.n2y.com




Put the marbles inside the circle
and make an X.

www.meesterc.wordpress.com- from www.n2y.com



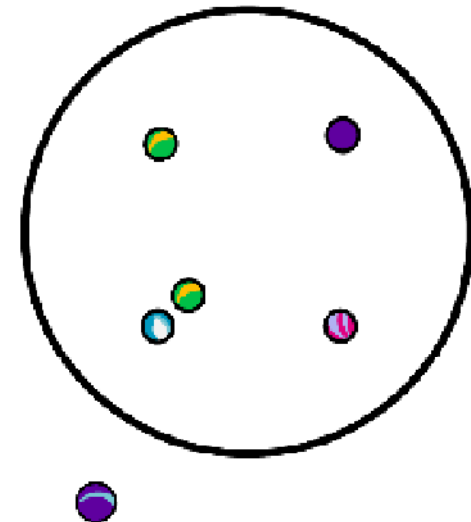
Choose a large marble for the shooter.
This is called a "taw."

www.meesterc.wordpress.com- from www.n2y.com



Use your thumb and shoot the marble
into the circle.

www.meesterc.wordpress.com- from www.n2y.com



Each marble hit out of the circle is 1 point.

www.meesterc.wordpress.com- from www.n2y.com